



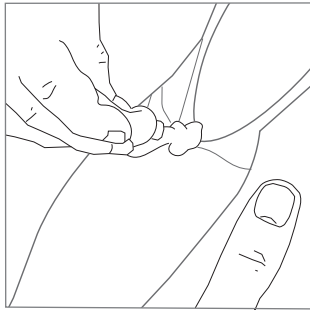
Emla Cream Instructions for use on intact skin

Cnr Rookwood and Bower Ave
New Brighton
Christchurch, 8083

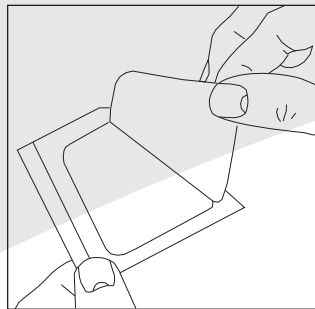
Ph: 03 388-0881
Fax: 03 388-0886
Email: qe2.dental@xtra.co.nz

Emla Cream Instructions for use on intact skin


1. Ensure the skin is clean and dry. Press out a sufficient quantity of cream at the site of procedure.



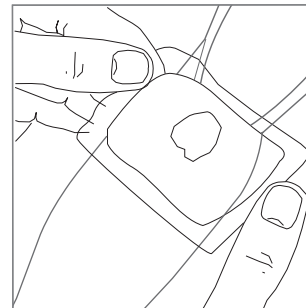
2. Take one of the enclosed occlusive dressings and remove the center-cut out piece.



3. Peel the paper liner from the per framed dressing.



4. Cover the emla cream so that you get a thick layer underneath. Do not spread out the cream. Smooth down the dressing edges carefully to avoid leakage.



5. Remove the paper frame. **NB emla cream must be applied at least 1 hour before the start of the procedure.**

